Multiple District 300D

As of October 2026 Cumulative

Year	New Clubs	Dropped Clubs	Gain/ Loss Clubs	New Members	Charter Members	Reinstate Members	Transfer Members	Total Member Added	Total Members Dropped	Gain/ Loss Members
2022-2023	8	37	-29	231	314	432	45	1,022	2,365	-1,343
2023-2024	3	1	2	493	121	118	34	766	597	169
2024-2025	7	0	7	561	220	119	29	929	526	403
2025-2026	4	1	3	929	131	54	37	1,151	494	657
2026-2027	1	0	1	237	21	21	7	286	55	231
Average	**5**	**8**	**-3**	**490**	**161**	**149**	**30**	**831**	**807**	**23**

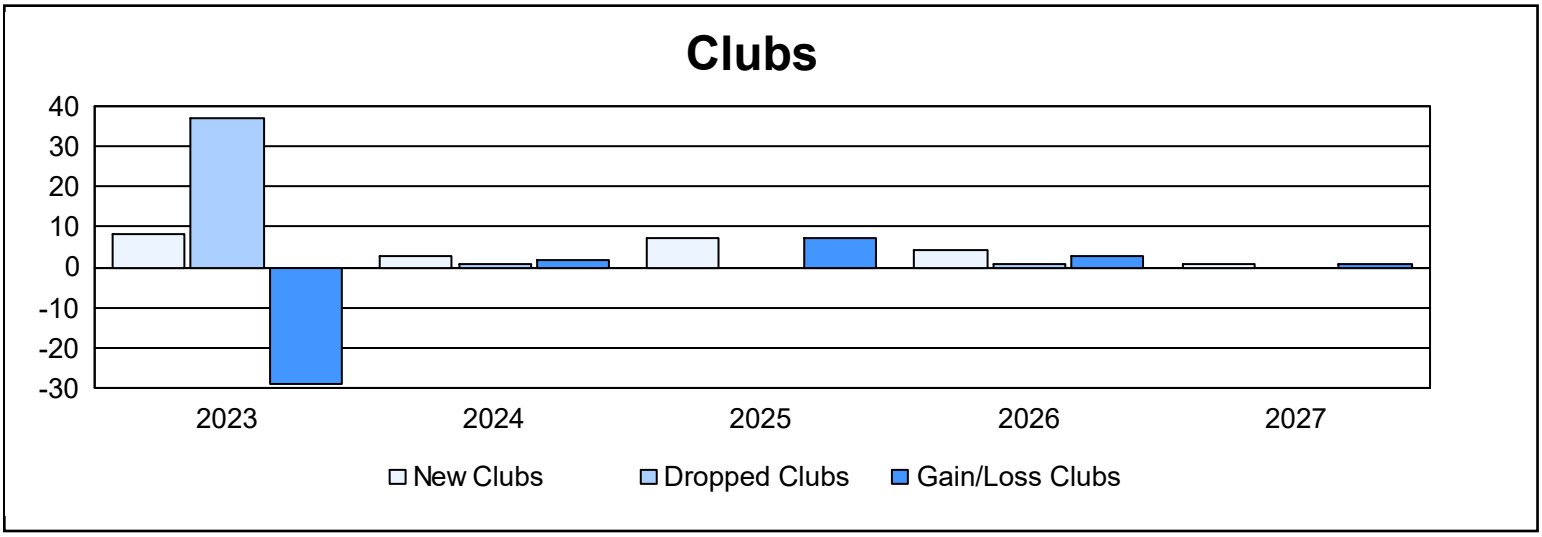

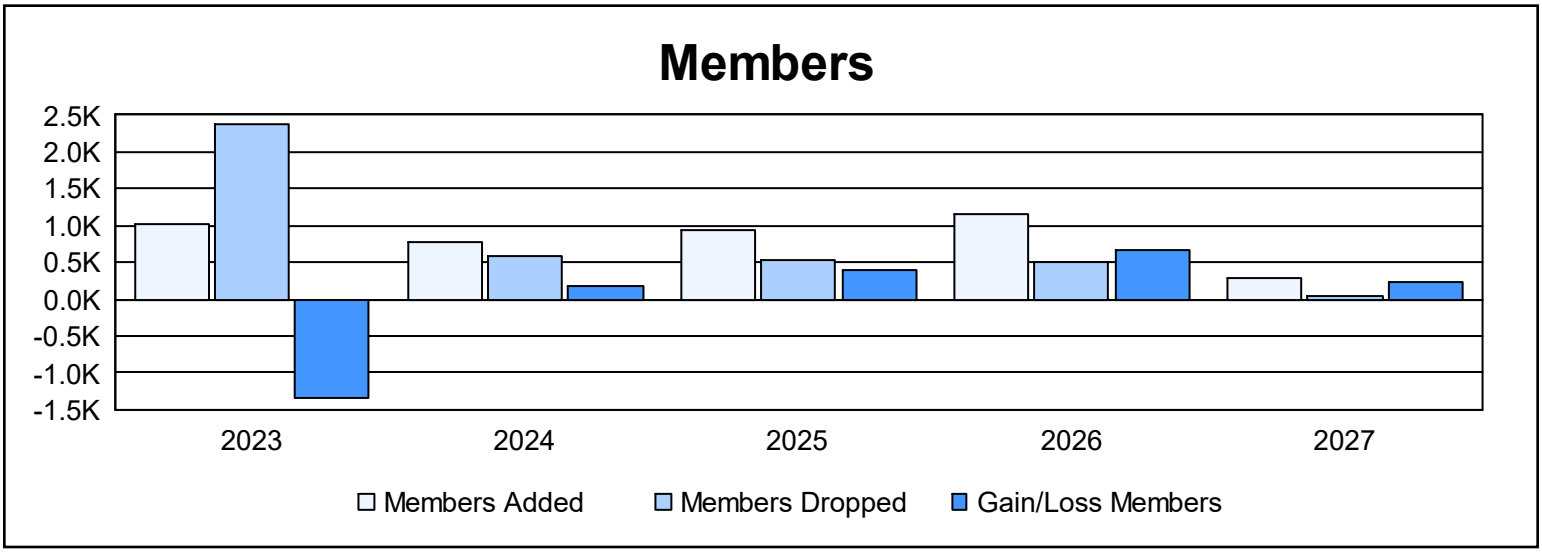

Membership Composition
October 2026 Cumulative

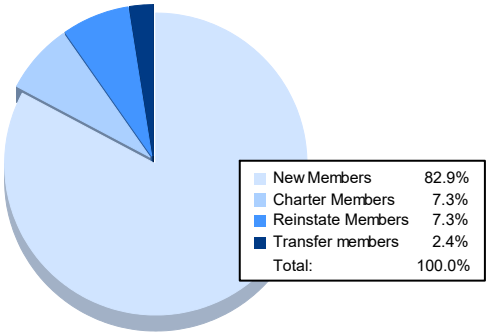

Gender Composition
October 2026 Cumulative

